
	Guía de Aprendizaje Matemáticas Clase N°3		Fecha	Semana 6
			Tiempo	
	Curso	1° Básico A-B	Pje. teórico	
	Docente	Javiera Aceituno – Laura Mancilla.	Pje. logrado	
	Estudiante		Nota	

Objetivo: Reconocer cantidades hasta el 20 de manera concreta y pictórica, para comunicar y resolver situaciones practicas cotidianas.
Habilidades: Reconocer, ordenar, identificar.

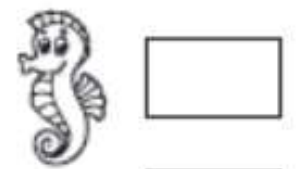
Cuenta y escribe el número que corresponde.








The image contains four cartoon trees arranged in a 2x2 grid. Each tree has a thick trunk and a large, rounded canopy. The trees are designed for counting practice:

- Top-left tree:** Contains 10 apples. A square box is located at the bottom right of the tree.
- Top-right tree:** Contains 6 apples. A square box is located at the bottom right of the tree.
- Bottom-left tree:** Contains 12 apples. A square box is located at the bottom right of the tree.
- Bottom-right tree:** Contains 8 apples. A square box is located at the bottom right of the tree.

¡A contar!



Recorta los números y pégalos donde corresponde.

	<input type="checkbox"/>
	<input type="checkbox"/>
	<input type="checkbox"/>
	<input type="checkbox"/>
	<input type="checkbox"/>



1
5
7
2
9